

Scaled data based on original data using  
LM-79-08 Approved Method: Electrical and Photometric Measurements of Solid-  
State Lighting Products

Test Report Prepared for  
Cooper Lighting Solutions  
(formerly Eaton)

Brand: INVUE

Report Number: P401621

Luminaire Tested: **ENT-SA1E-727-U-T2-HSS**

Issue Date: 5/20/2020

**Test Information**

Test Method: LM-79-08  
Report Number: P401621  
TEST IS SCALED FROM IESNA LM-79-08 TEST DATA (G1-2004-754-12)  
Test Lab: INNOVATION CENTER  
Issue Date: 5/20/2020  
Manufacturer: COOPER LIGHTING SOLUTIONS (FORMERLY EATON)  
Product Line: INVUE  
Catalog Number: ENT-SA1E-727-U-T2-HSS  
Description: ENTRI LED LUMINAIRE  
(1) 70 CRI, 2700K, 1050mA LIGHTSQUARE WITH 16 LEDS AND TYPE II OPTICS WITH HOUSE SIDE SHIELD  
Light Source: -  
Ballast/Driver: ELECTRONIC DRIVER

**Summary**

Lumens per Lamp: N/A  
Luminaire Lumens: 4452 lumens  
Efficiency: N/A  
Efficacy: 77.8 lumens/watt  
Luminous Opening: Rectangular (W 0.5' x L: 0.5' x H: 0')  
IES Classification: Type II - Medium - Semi-Cutoff  
BUG Rating: B0 - U0 - G1

Input Watts (W): 57.2  
Input Voltage (V): NR  
Input Current (Ain): NR  
Voltage Rise (V): NR  
Power Factor: NR  
Total Harmonic Distortion (THDi): NR  
Frequency (hertz): 60  
Stabilization Time: NR  
Operation Time: NR  
Ambient Temperature (°C): NR  
Test Distance: 25 FT

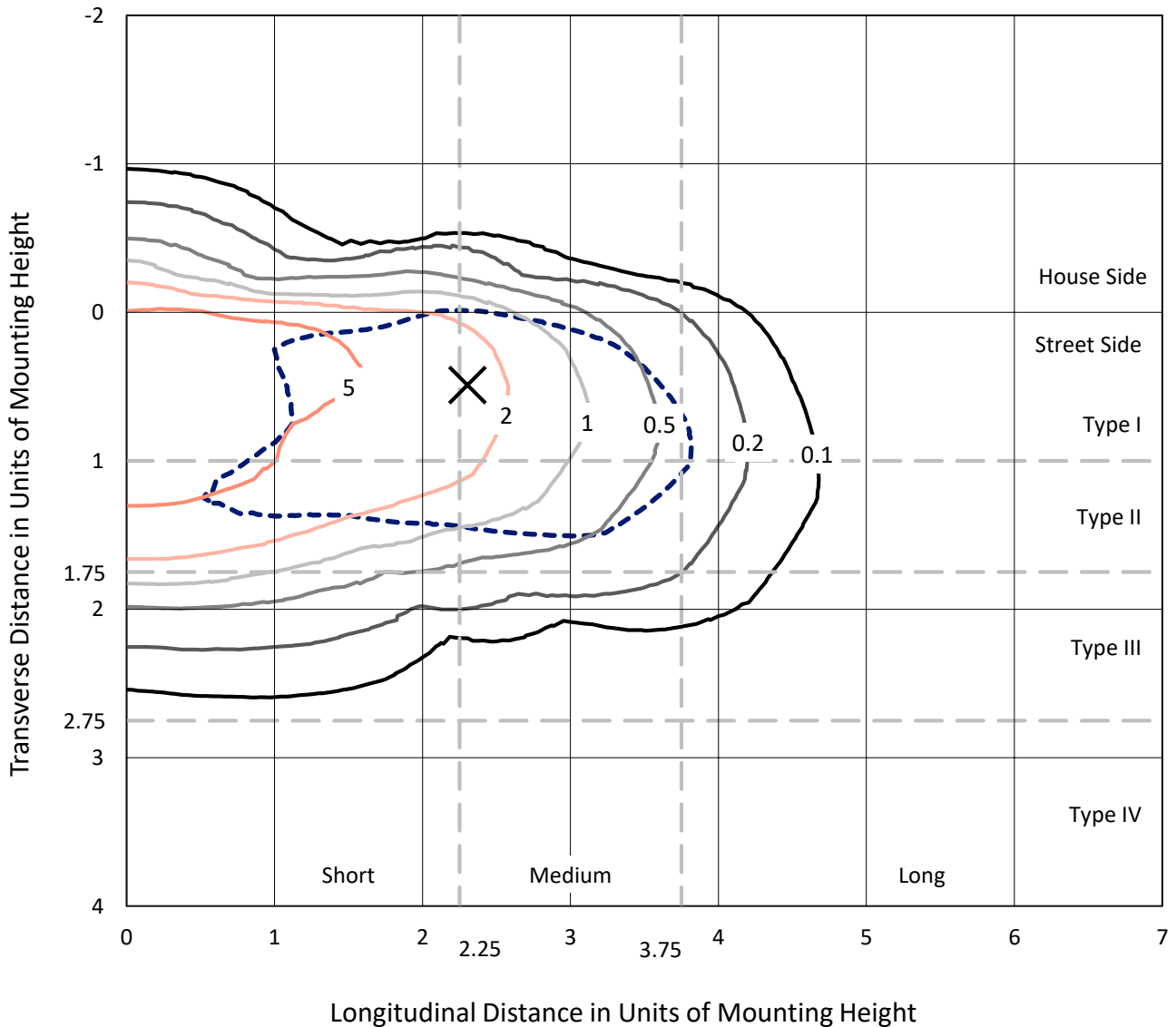


REPORT NUMBER: P401621

CATALOG NUMBER: ENT-SA1E-727-U-T2-HSS

### Iso-Footcandle Lines of Horizontal Illumination

× Max cd  
 - - - 1/2 Max cd

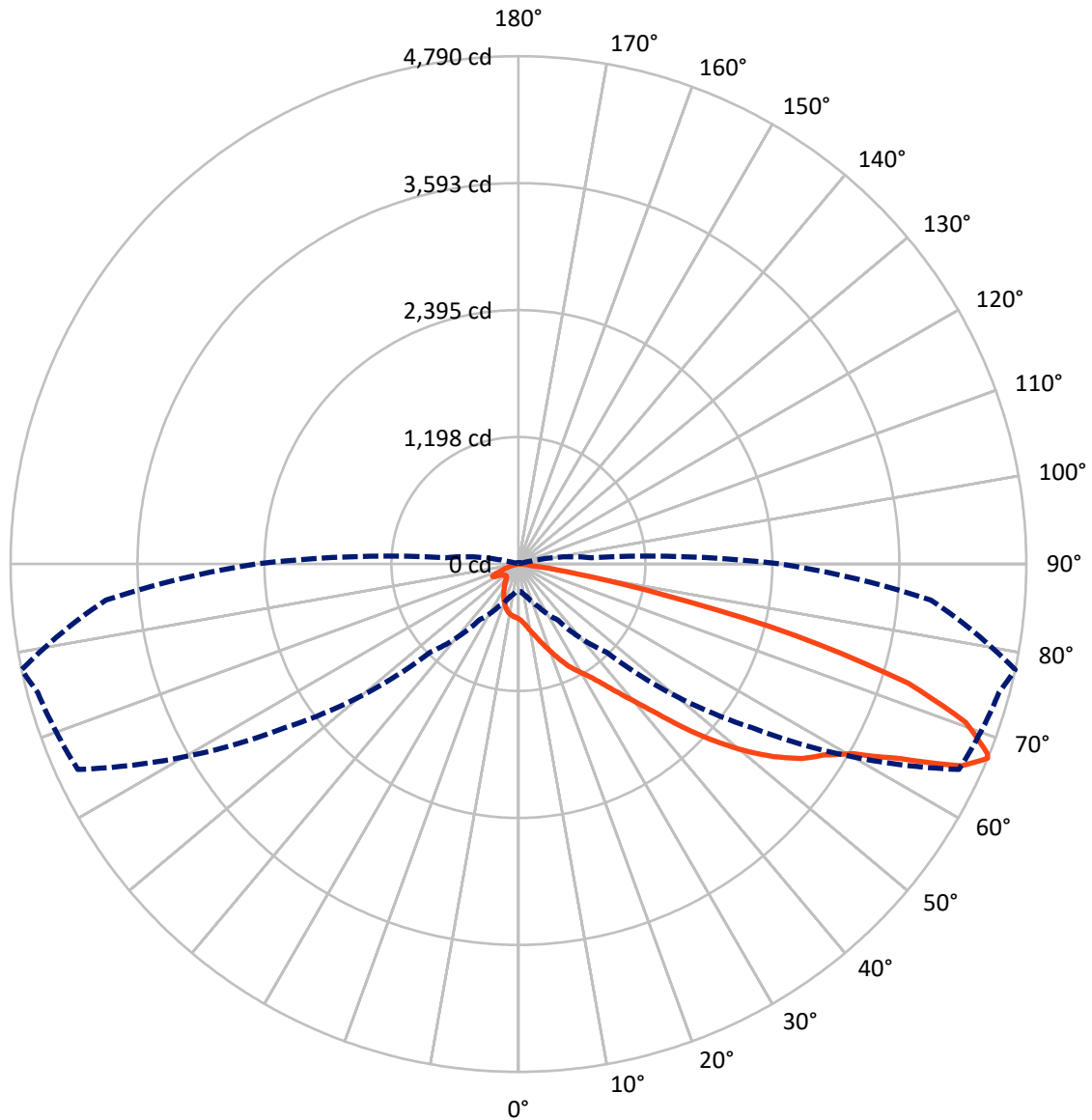


Based on 10 foot mounting height. Maximum calculated value = 8.1 fc  
 Type II - Medium - Semi-Cutoff

REPORT NUMBER: P401621

CATALOG NUMBER: ENT-SA1E-727-U-T2-HSS

### Luminous Intensity Polar Plot



— Vertical Plane Through 78-Deg Lateral    - - - Horizontal Cone Through 67-Deg Vertical

REPORT NUMBER: P401621

CATALOG NUMBER: ENT-SA1E-727-U-T2-HSS

**FLUX DISTRIBUTION:**

		Downward	Upward	Total
<b>House Side</b>	Lumens	314.1	0.0	314.1
	% Fixture	7.1	0.0	7.1
<b>Street Side</b>	Lumens	4137.9	0.0	4137.9
	% Fixture	92.9	0.0	92.9
<b>Total</b>	Lumens	4452.0	0.0	4452.0
	% Fixture	100.0	0.0	100.0

**Coefficient of Utilization**

**ZONAL LUMENS:**

Zone	Lumens	% Fixture
0°-10°	49.8	1.1
10°-20°	142.7	3.2
20°-30°	252.1	5.7
30°-40°	444.6	10.0
40°-50°	764.1	17.2
50°-60°	1150.2	25.8
60°-70°	1131.9	25.4
70°-80°	494.6	11.1
80°-90°	21.9	0.5
90°-100°	0.0	0.0
100°-110°	0.0	0.0
110°-120°	0.0	0.0
120°-130°	0.0	0.0
130°-140°	0.0	0.0
140°-150°	0.0	0.0
150°-160°	0.0	0.0
160°-170°	0.0	0.0
170°-180°	0.0	0.0
0°-90°	4452.0	100.0
0°-180°	4452.0	100.0



REPORT NUMBER: P401621

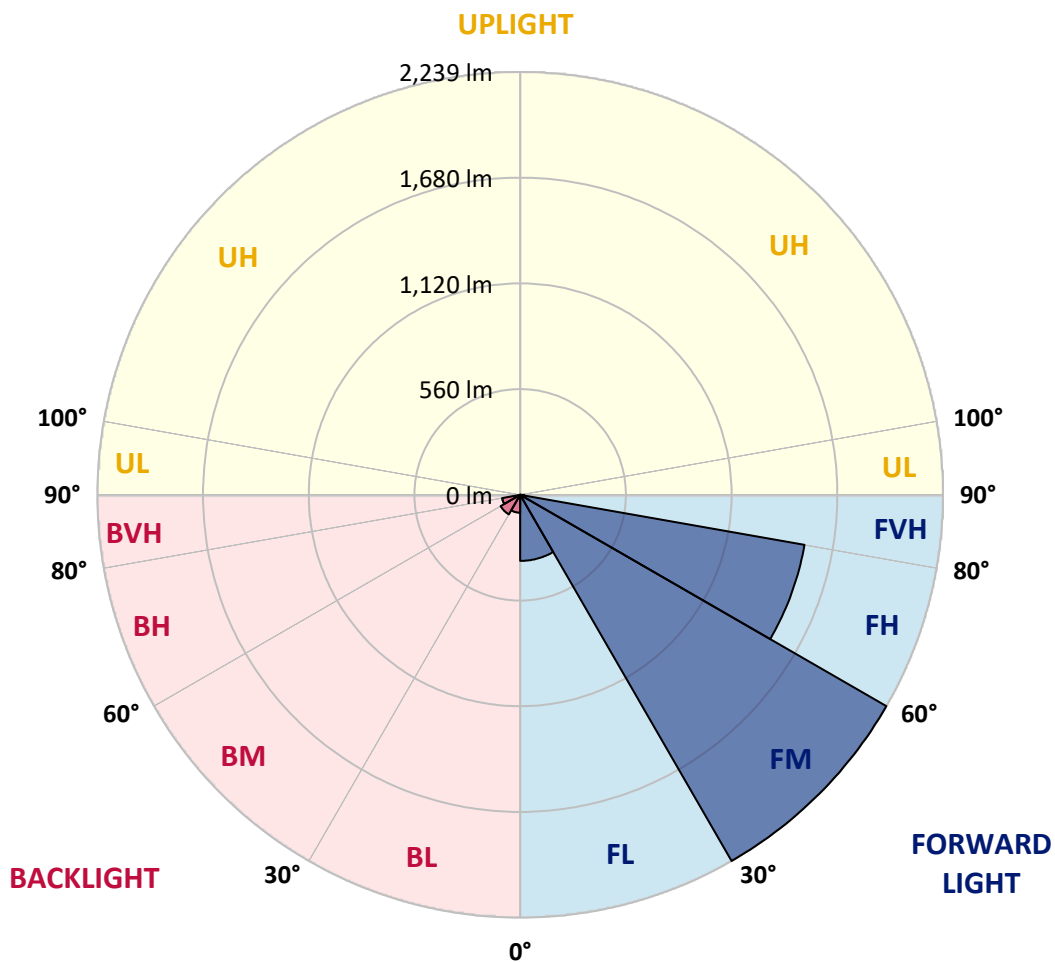
CATALOG NUMBER: ENT-SA1E-727-U-T2-HSS

**LUMINAIRE CLASSIFICATION SYSTEM LUMEN TABLE AND BUG RATING:**

Zone		Lumens	% Fixture	Zone Rating/Lumen Limit		
				B	U	G
FL	(0°-30°)	349.8	7.9			
FM	(30°-60°)	2239.4	50.3			
FH	(60°-80°)	1529.0	34.3			G1/1800
FVH	(80°-90°)	19.7	0.4			G1/100
BL	(0°-30°)	94.9	2.1	B0/110		
BM	(30°-60°)	119.5	2.7	B0/220		
BH	(60°-80°)	97.4	2.2	B0/110		G0/110
BVH	(80°-90°)	2.2	0.1			G0/10
UL	(90°-100°)	0.0	0.0		U0/0	
UH	(100°-180°)	0.0	0.0		U0/0	

**BUG Rating: B0-U0-G1**

Type II Medium





REPORT NUMBER: P401621

CATALOG NUMBER: ENT-SA1E-727-U-T2-HSS

**CANDELA DISTRIBUTION (FULL):**

	0°	5°	15°	25°	35°	45°	55°	65°	75°	78°	85°
0°	516.9	516.9	516.9	516.9	516.9	516.9	516.9	516.9	516.9	516.9	516.9
2.5°	593.0	595.5	592.2	589.7	583.0	574.6	566.3	553.7	540.3	535.3	526.9
5°	665.8	665.8	665.8	659.1	653.2	637.3	618.1	598.9	573.8	564.6	545.3
7.5°	704.3	705.1	707.6	707.6	704.3	693.4	672.5	650.7	613.1	600.5	569.6
10°	708.4	711.8	718.5	728.5	736.0	741.9	729.4	705.9	660.8	645.7	600.5
12.5°	697.6	699.2	710.1	728.5	752.8	777.0	777.9	763.6	713.5	692.5	638.2
15°	672.5	675.0	690.9	720.2	757.8	801.3	826.4	822.2	775.4	751.1	680.0
17.5°	632.3	634.8	654.9	698.4	753.6	817.2	870.7	891.6	836.4	813.0	722.7
20°	630.7	631.5	639.0	671.6	736.9	826.4	914.2	963.5	910.9	885.8	772.8
22.5°	737.7	731.0	714.3	693.4	721.8	823.9	953.5	1039.7	1002.9	963.5	830.6
25°	857.3	859.8	841.4	792.1	756.1	819.7	983.6	1125.8	1089.0	1049.7	889.9
27.5°	982.8	978.6	962.7	917.5	857.3	849.8	1005.4	1195.2	1171.8	1124.1	942.6
30°	1104.9	1101.6	1089.8	1043.8	978.6	927.6	1022.1	1258.0	1250.4	1197.7	985.3
32.5°	1244.6	1250.4	1235.4	1175.2	1095.7	1033.0	1058.1	1324.0	1345.8	1281.4	1029.6
35°	1406.8	1406.8	1375.9	1320.7	1238.7	1150.9	1130.0	1396.8	1467.1	1397.6	1099.9
37.5°	1540.7	1551.5	1533.1	1453.7	1376.7	1284.7	1239.6	1486.3	1616.8	1546.5	1194.4
40°	1646.1	1664.5	1665.3	1586.7	1515.6	1455.4	1392.6	1612.6	1805.0	1714.6	1307.3
42.5°	1743.9	1747.3	1761.5	1716.3	1645.2	1629.3	1564.9	1762.3	2040.0	1933.8	1457.9
45°	1868.5	1875.2	1866.9	1833.4	1772.4	1793.3	1757.3	1952.2	2304.3	2214.8	1635.2
47.5°	2051.7	2067.6	2055.1	1994.8	1920.4	1959.7	1933.8	2141.2	2602.9	2494.2	1827.6
50°	2223.2	2235.7	2249.1	2229.9	2155.4	2117.8	2086.0	2341.1	2858.9	2766.9	2016.6
52.5°	2241.6	2253.3	2326.9	2394.6	2444.0	2345.3	2245.8	2543.5	3095.6	3018.6	2189.7
55°	2122.0	2129.5	2252.5	2386.3	2613.0	2646.4	2480.8	2743.4	3293.8	3241.1	2306.0
57.5°	1789.1	1820.9	1995.7	2200.6	2571.1	2825.4	2814.5	2976.0	3422.6	3398.3	2455.7
60°	1175.2	1210.3	1419.4	1729.7	2263.3	2777.7	3180.9	3324.7	3603.3	3630.0	2718.3
62.5°	608.9	649.9	833.9	1109.1	1640.2	2418.9	3305.5	3897.7	3949.5	4040.7	3186.7
65°	347.9	356.3	448.3	649.9	1015.4	1732.2	3155.8	4464.8	4405.4	4590.2	3784.8
67°	258.5	258.5	322.9	441.6	643.2	1177.7	2691.6	4584.4	4692.3	4790.1	3905.2
67.5°	231.7	244.2	299.4	407.3	577.1	1044.7	2518.4	4552.6	4710.7	4771.7	3863.4
70°	158.9	167.3	215.0	291.9	388.9	543.7	1651.1	4026.5	4538.4	4476.5	3501.2
72.5°	95.4	98.7	142.2	209.9	290.2	291.1	900.8	3056.2	3845.8	3845.0	2859.7
75°	59.4	62.7	83.6	140.5	203.2	182.3	416.5	2079.3	2761.8	2708.3	1916.2
77.5°	33.5	38.5	50.2	76.9	128.8	116.3	175.6	1165.1	1492.2	1400.2	951.8
80°	13.4	15.9	28.4	36.8	72.8	69.4	71.9	409.8	603.9	544.5	318.7
82.5°	3.3	4.2	10.0	17.6	28.4	28.4	22.6	112.1	143.0	133.0	82.0
85°	0.0	0.0	0.8	0.8	0.8	1.7	5.9	12.5	15.1	17.6	13.4
87.5°	0.0	0.0	0.0	0.8	0.8	0.8	1.7	2.5	2.5	2.5	2.5
90°	0.0	0.0	0.0	0.0	0.0	0.0	0.0	0.0	0.0	0.0	0.0



REPORT NUMBER: P401621

CATALOG NUMBER: ENT-SA1E-727-U-T2-HSS

**CANDELA DISTRIBUTION (continued):**

	90°	95°	105°	115°	125°	135°	145°	155°	165°	175°	180°
0°	516.9	516.9	516.9	516.9	516.9	516.9	516.9	516.9	516.9	516.9	516.9
2.5°	520.2	514.4	502.7	490.1	477.6	467.6	459.2	447.5	445.8	445.8	445.8
5°	531.1	517.7	491.0	464.2	437.4	413.2	395.6	381.4	368.9	364.7	368.0
7.5°	547.0	522.8	475.9	429.1	387.3	353.0	327.9	307.8	298.6	293.6	289.4
10°	567.9	530.3	455.8	387.3	334.6	293.6	266.8	247.6	238.4	232.5	233.4
12.5°	590.5	536.1	430.8	342.1	283.5	245.9	223.3	207.4	192.4	183.2	185.7
15°	613.1	540.3	399.8	300.3	244.2	210.8	179.0	150.6	140.5	138.8	138.0
17.5°	638.2	539.5	365.5	261.0	210.8	163.9	132.2	128.8	128.0	128.0	127.1
20°	664.1	535.3	326.2	228.3	177.3	124.6	119.6	117.9	115.4	114.6	113.8
22.5°	692.5	527.8	290.2	199.9	132.2	113.8	107.1	102.0	97.9	95.4	96.2
25°	718.5	513.6	255.1	173.1	112.9	102.0	92.8	85.3	81.1	77.8	78.6
27.5°	736.0	488.5	225.0	139.7	103.7	90.3	79.5	71.9	66.1	63.6	63.6
30°	737.7	452.5	198.2	114.6	94.5	79.5	67.7	59.4	56.0	54.4	53.5
32.5°	736.0	415.7	178.2	105.4	86.2	69.4	57.7	51.9	48.5	46.8	46.8
35°	744.4	378.1	159.8	97.0	76.9	61.1	51.0	45.2	42.7	41.0	41.0
37.5°	769.5	352.1	140.5	88.7	68.6	53.5	46.0	41.0	38.5	36.8	36.8
40°	803.8	330.4	117.1	80.3	60.2	48.5	41.8	37.6	34.3	32.6	32.6
42.5°	864.0	322.0	97.9	71.9	52.7	43.5	38.5	33.5	30.1	28.4	28.4
45°	953.5	326.2	89.5	64.4	47.7	39.3	34.3	29.3	25.9	25.1	25.1
47.5°	1052.2	343.8	83.6	57.7	43.5	36.8	30.9	25.9	22.6	21.7	21.7
50°	1162.6	371.4	78.6	51.0	39.3	33.5	27.6	22.6	20.1	19.2	19.2
52.5°	1268.0	406.5	73.6	46.0	36.8	30.1	24.3	20.1	18.4	17.6	17.6
55°	1348.3	429.1	69.4	42.7	34.3	27.6	21.7	19.2	16.7	15.9	15.9
57.5°	1460.4	466.7	64.4	38.5	30.9	25.1	20.1	17.6	15.1	15.1	15.1
60°	1687.9	567.9	56.9	35.1	27.6	22.6	19.2	15.9	14.2	13.4	13.4
62.5°	2097.7	735.2	49.3	32.6	24.3	20.1	16.7	14.2	12.5	10.9	10.9
65°	2492.5	804.6	41.8	28.4	21.7	17.6	15.1	12.5	9.2	7.5	7.5
67°	2470.8	688.4	35.1	24.3	18.4	15.9	12.5	10.0	6.7	4.2	4.2
67.5°	2412.2	640.7	34.3	23.4	17.6	15.1	12.5	9.2	5.9	3.3	3.3
70°	2050.0	448.3	26.8	18.4	15.1	13.4	10.0	6.7	3.3	1.7	1.7
72.5°	1665.3	355.5	20.9	15.1	12.5	10.0	8.4	4.2	2.5	0.8	0.8
75°	1177.7	218.3	18.4	13.4	10.0	7.5	6.7	4.2	2.5	1.7	0.8
77.5°	581.3	100.4	15.1	11.7	9.2	7.5	5.9	5.0	4.2	3.3	1.7
80°	170.6	32.6	10.0	8.4	8.4	7.5	6.7	5.9	5.0	4.2	2.5
82.5°	38.5	11.7	3.3	4.2	5.9	5.9	5.9	4.2	3.3	1.7	0.8
85°	5.0	2.5	2.5	2.5	3.3	3.3	2.5	1.7	1.7	0.0	0.0
87.5°	1.7	1.7	1.7	2.5	2.5	2.5	1.7	0.8	0.8	0.0	0.0
90°	0.0	0.0	0.0	0.0	0.0	0.0	0.0	0.0	0.0	0.0	0.0

(END OF REPORT)